


# Early Literacy Toolkit: “The Field”

Author: Baptiste Paul  
Illustrator: Jacqueline Alcántara

**T**eamwork and Creole culture will be explored in the “The Field.” This toolkit will help engage and activate children’s understanding of theme, vocabulary, and text purpose.



## English Vocabulary

**Dribbling:** Running a ball at a player's feet and maintaining control

**Goal:** Scored when the entire ball enters the net

**Match:** A soccer game

**Pass:** Sending the ball to another player

**Save:** Preventing a goal

## Say it in Creole

**Hello:** Bonjou

**Friends:** Kanmawad, Jan, Konpè

**Let's go!:** Annou alé, Ann 'alé

**Play:** Jwé

**Fun:** Bon Tan

**Family:** Fanmi

**Learn:** Apwann

**Teach:** Moutwé, titj

**Help:** Asisté, édé

**Team:** Tim

# Early Literacy Schedule



Monday: Human Knot Warm-Up Activity, Lesson Plan, Read Aloud, Soccer Training Connection Activity



Tuesday: Pass the Hula Hoop Warm-Up Game, Vocabulary Activity, Capture the Flag Sports Connection Activity



Wednesday: Group Traffic Warm-Up Game, Review Vocabulary, Picture Book Connection Activity



Thursday: Birthday Line Warm-Up Game, Review Vocabulary, Kick Ball Connection Activity



Friday: Soccer Warm-Up Game, Review Vocabulary, Team Tag Sports Connection Activity

# Early Literacy Toolkit: Day One

## Warm-Up Activity: Human Knot

**Rules:** This game is all about teamwork. Have children stand in a circle. Everyone will put their right arm in the middle of the circle and lock hands with another player. Then, everyone puts their left hand in the middle of the circle and locks hands with another player. *Players cannot lock hands with the same players.* Without letting go hands players must untie themselves and make a circle.



## While Reading:

This reading will be a callback reading. The teacher will read one sentence at a time, children will repeat the sentence.

## After Reading:

In small groups have children retell the story. Each group should have a different section of the story..

## Connection Activity:

### Here's What You'll Need to Play

- A large open space to play
- Two chairs for the goals
- Shoes for the obstacles
- Soccer ball or kickball

### Set-Up Prior to Match:

The large space will be used as your field. Set up goals (chairs) on opposite sides of the space. Place shoes randomly in between the goals.

### Directions:

Practice dribbling the ball around the obstacles to reach the goal. See the end of the read aloud video for a demonstration.

Read Aloud Link:

<https://youtu.be/SI5AZObTWfU>

# Early Literacy Toolkit: Day Two

## Warm-Up Activity: Pass the Hula Hoop

**Rules:** This game is all about teamwork. Children must stand in a line holding hands. The first person in line will hold the hula hoop in their hand. Once the time starts the players must get the hula hoop to the end of the line without letting go of hands.



**Vocabulary Review:** To play this game, you will need vocabulary flash cards and definition cards. Mix all cards up and place them face down. Children must match the vocabulary cards with their definitions.

## Connection Activity

### Here's What You'll Need to Play

- A large open space to play
- Two flags

**Set-Up Prior to Match:** Separate the children into two groups.

- Each group will be assigned a home base.
- Each group must hide their flag in plain sight.
- Divide the room in half. Each group will be assigned a half. The home base must be on each half.


**Directions:** The goal of the game is for each team to capture the other team's flag and take it back to its home. If members of the other team are captured out of their zone they go to "jail." A player from their team must come get them without being tagged. The team that captures the other team's flag and gets it to their home wins.

# Early Literacy Toolkit: Day Three

## Warm-Up Activity: Guess Who

**Rules:** This game is all about teamwork. In small groups children will race to get to the finish line. Once the entire group reaches the finish line that team wins.

An adult will stand at one end of the room while children stand at the other. The adult will call out “green” for run, “yellow” for walk, and “red” for stop.



## Connection Activity

After you've completed your Read Aloud using the provided link allow children to create their own story.

Encourage children to:


- Be creative
- Use their imagination
- Be descriptive
- Use new Creole and soccer vocabulary

**Vocabulary Review:** Allow children to take turns producing words that rhyme with the vocabulary words.

# Early Literacy Toolkit: Day Four

## Warm-Up Activity: Birthday Lineup

**Rules:** This game is all about teamwork. This game is done in absolute silence. Children must line up according to age. The twist is they must do it by birthdays. Line up in order of birthday months and years.



## Connection Activity: Kickball

### Here's What You'll Need to Play

- ✓ A large open space to play
- ✓ A kickball
- ✓ 4 bases
- ✓ 2 teams

<https://noideasports.com/wp-content/uploads/2016/12/no-idea-sports-kickball-rules-and-regulations-of-play.pdf>

## Vocabulary Review:

**Story Time:** Children will take turns adding a sentence to create their own story. Each sentence must contain a vocabulary word.

## Vocabulary Review:

**Charades:** Children must "act out" a vocabulary word without speaking. Children can take turns choosing their own vocabulary word to act out.

# Early Literacy Toolkit: Day Five

## Warm-Up Activity: Soccer Warm Up

Link: <https://youtu.be/oc4QS2USKmk>



## Connection Activity: Team Tag

### Here's What You'll Need to Play:

- ✓ A large open space to play

**Directions:** This is like the normal game of tag, but instead of one player being “it” there are two. They must work together to get all the other players “out”.

**Vocabulary Review:** Teachers will think of a vocabulary word; children will guess the word. The teacher draws lines on the board that match the number of letters in the word. Children take turns guessing each letter until the word is solved.

## English Vocabulary

**Dribbling:** Running with the ball at a player's feet and maintaining control.

**Goal:** A goal is scored when the entire ball enters the net.

**Match:** A soccer game.

**Pass:** Sending the ball to another player preventing a goal.

## Say it in Creole

**Hello:** Bonjou

**Friends:** Kanmawad, Jan, Konpè

**Let's go!:** Annou alé, Ann 'alé

**Play:** Jwé

**Fun:** Bon Tan

**Family:** Fanmi

**Learn:** Apwann

**Teach:** Moutwé, titj

**Help:** Asisté, édé

**Team:** Tim

# Early Literacy Toolkit: Extension Activities

## **Soccer Tip: Foot Skills**

<https://youtu.be/zFntYB5LY-E>

## **Soccer Tip: Foot Skills 2**

<https://youtu.be/LVfCgKVzQ5Y>

## **Soccer Tip: Foot Skills 3 Cone**

<https://youtu.be/LZBZ5gasZwE>

## **Soccer Tip: Throw In Drill**

<https://youtu.be/F97-JPKxHP0>

